


Zoom lens with 15 mm extension tube, max zoom (no min zoom)


Work Dist	Field of view	Relative intensity	Resolution Center	Resolution edge	Pixel Calibration
195 mm	34x26.5 mm	213	11 lines per mm	8 lines per mm	46x55 micron/pix



Standard Configuration:

Zoom lens with doubler and 20 cm achromat, max zoom


Work Dist	Field of view	Relative intensity	Resolution Center	Resolution edge	Pixel Calibration
160	11x7	62	29	18	14.4x17.3



Standard Configuration:


Zoom lens with doubler and 20 cm achromat, min zoom

Work Dist	Field of view	Relative intensity	Resolution Center	Resolution edge	Pixel Calibration
160	59x37	60	6	4	77x91



Zoom lens with doubler, max zoom

Work Dist	Field of view	Relative intensity	Resolution Center	Resolution edge	Pixel Calibration
155	18x13	279	20	14	24x29



Zoom lens with doubler, min zoom

Work Dist	Field of view	Relative intensity	Resolution Center	Resolution edge	Pixel Calibration
155	101x72				135x161

