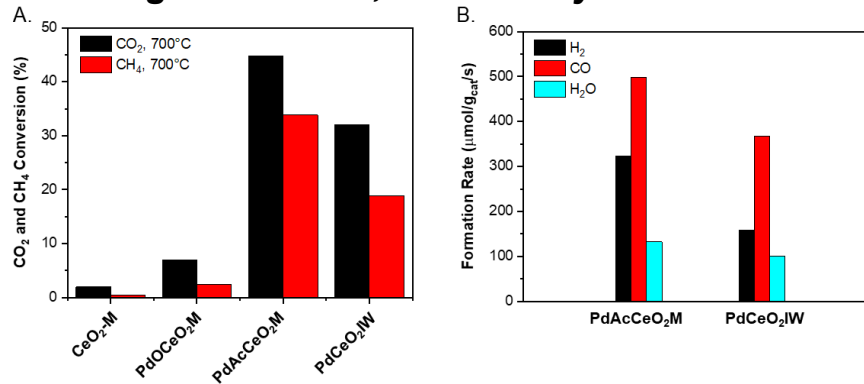


Unraveling Mechanism of Methane Dry Reforming over Mechano-Chemically prepared Pd/CeO₂

Mechano-chemically prepared PdAcCeO₂M show selective pathways toward hydrogen production using an efficient, scalable synthesis method



Scientific Achievement:

Ball milled PdAcCeO₂M shows a unique methane dry reforming reaction mechanism with improved chemistry over wet chemical synthesis methods. Scientists from Brookhaven National Laboratory and the Universita de Udine (Italy) collaborated to discover the reaction mechanism for methane dry reforming at the limits of experimental detection.

Significance and Impact:

Determining the precise role of CO₂ and CH₄ during methane dry reforming allows for the development of novel catalysts formulations. Via isotopically labelling the mechanism, the contributions from each reactant was isolated to reveal a rich surface chemistry.

Research Details:

- Mechano-chemically prepared PdAcCeO₂M, which uses a facile and scalable synthesis, showed increased DRM reactivity relative to standard PdCeO₂IW
- in-situ techniques including IR, AP-XPS and XAS revealed nature of the active site: Pd⁰-C_x sites near Ce^{4+/3+}. CO and HCOO via CO₂ reduction was key to the proposed mechanism.
- DFT calculation align with experimental findings, suggesting the formation of Pd-C_x intermediates as a preferential Pd structure for adsorption of CO

Jimenez, J.D.†, Betancourt, L.E.†, Danielis, M., Zhang, H., Zhang, G., Orozco, I., Xu, W., Llorca, J., Liu, P., Trovarelli, A., Rodriguez, J.A., Colussi, S.* , Senanayake, S.D.* *ACS Catalysis*. 2022, 12,12809–12822

Front Cover; Featured Article


Supported by the Office of Basic Energy Sciences' Catalysis Science program through grant DE-SC0012704



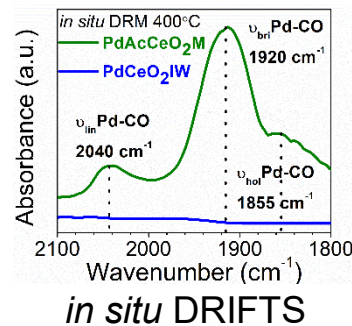
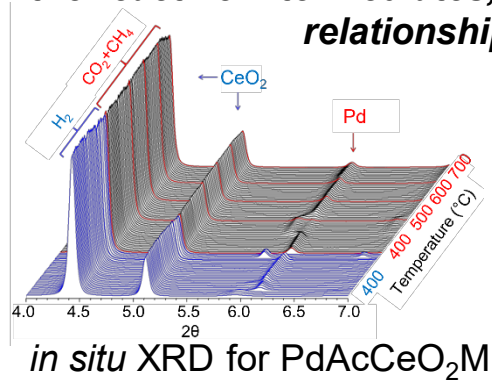
Brookhaven National Laboratory
Senanayake (PI, BNL)



UNIVERSITÀ DEGLI STUDI DI UDINE
Colussi (PI, Udine)



In situ XRD reveals presence of unique Pd structure in PdAcCeO₂M, where DRIFTS captures nature of the reactive intermediates, linking structure-surface relationship for DRM



U.S. DEPARTMENT OF ENERGY

Office of Science