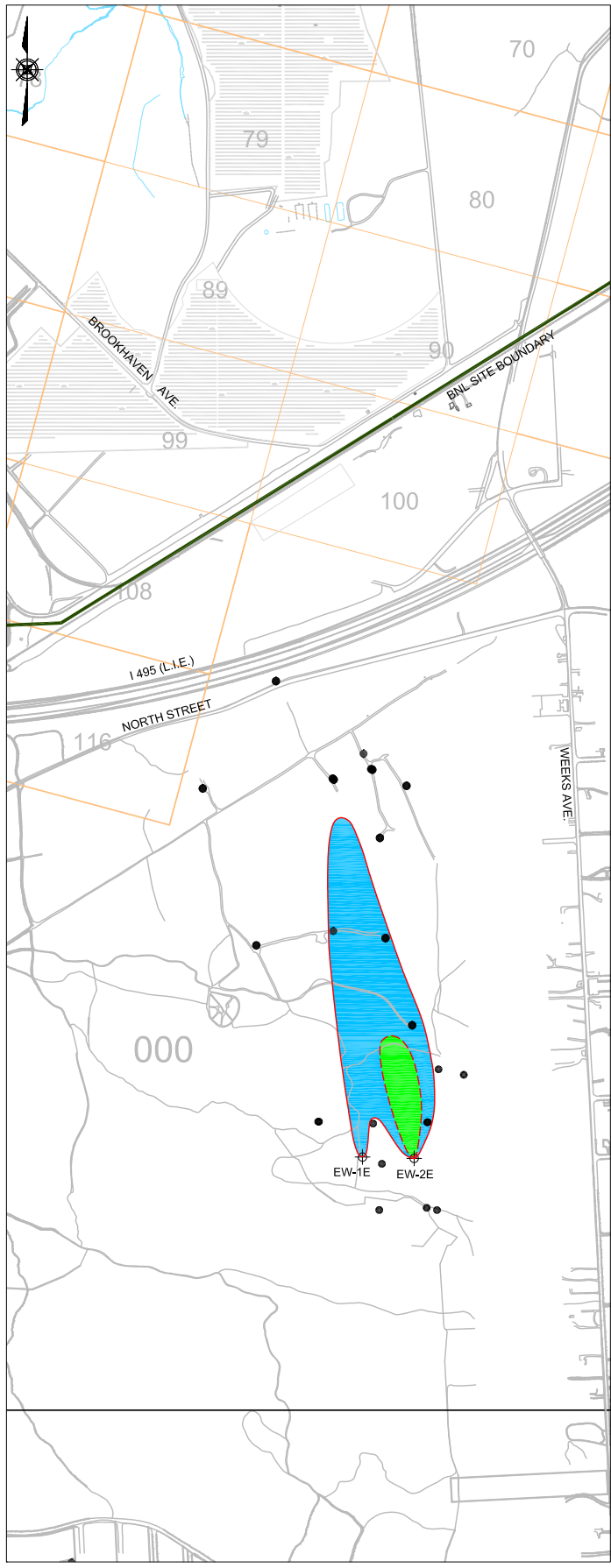
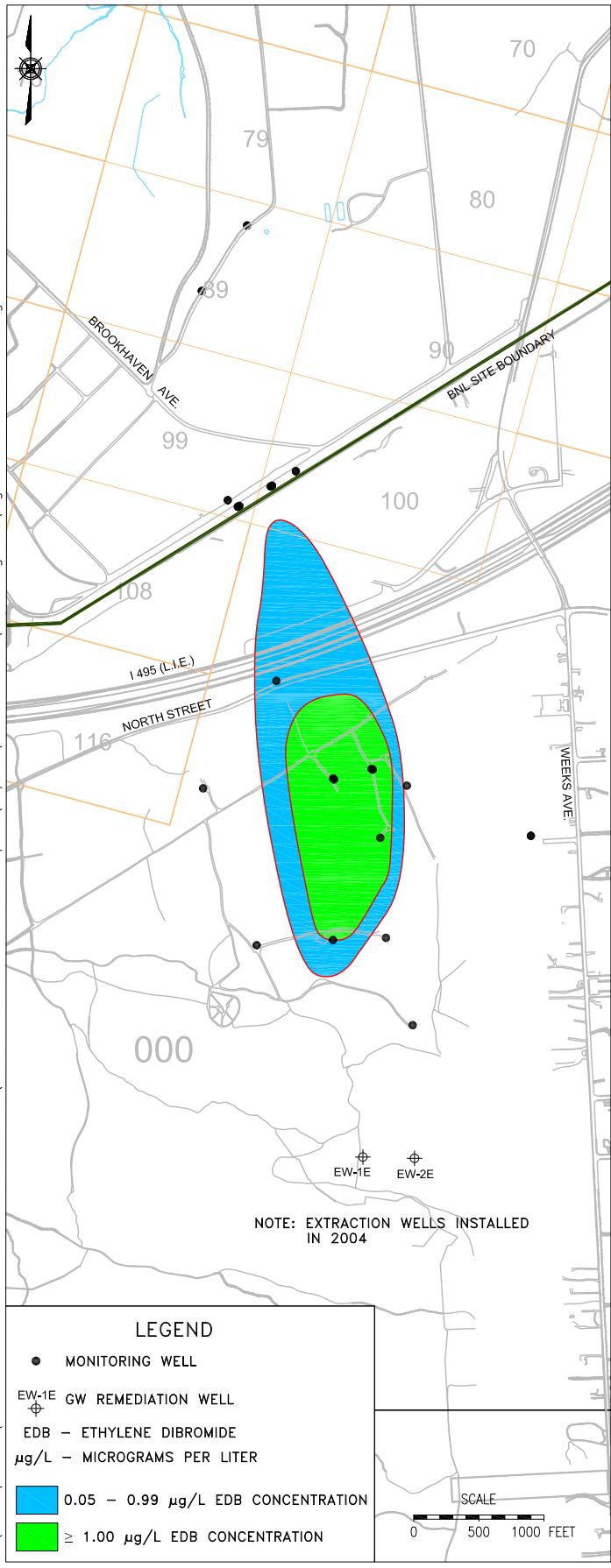


1999 EDB PLUME DISTRIBUTION

2017 EDB PLUME DISTRIBUTION

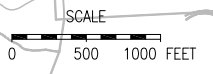
P:\2016\BNLab\16-02 Environmental Protection Division\Task 09 2017 Annual GW Report\Report\2018-06-15\ACAD Figures\Fig\_3-05-04\_061518.dwg



NOTE: EXTRACTION WELLS INSTALLED IN 2004

**LEGEND**

- MONITORING WELL
- ◻ GW REMEDIATION WELL
- EDB - ETHYLENE DIBROMIDE
- µg/L - MICROGRAMS PER LITER
- 0.05 - 0.99 µg/L EDB CONCENTRATION
- ≥ 1.00 µg/L EDB CONCENTRATION



TITLE: **OU VI EDB PLUME COMPARISON 1999 - 2017**  
 2017 BNL GROUNDWATER STATUS REPORT

DWN: AJZ	VT:HZ.: -	DATE: 06/15/18	PROJECT NO.: -
CHKD: JEB	APPD: WRD	REV.: -	NOTES: -
FIGURE NO.:		3.5-4	