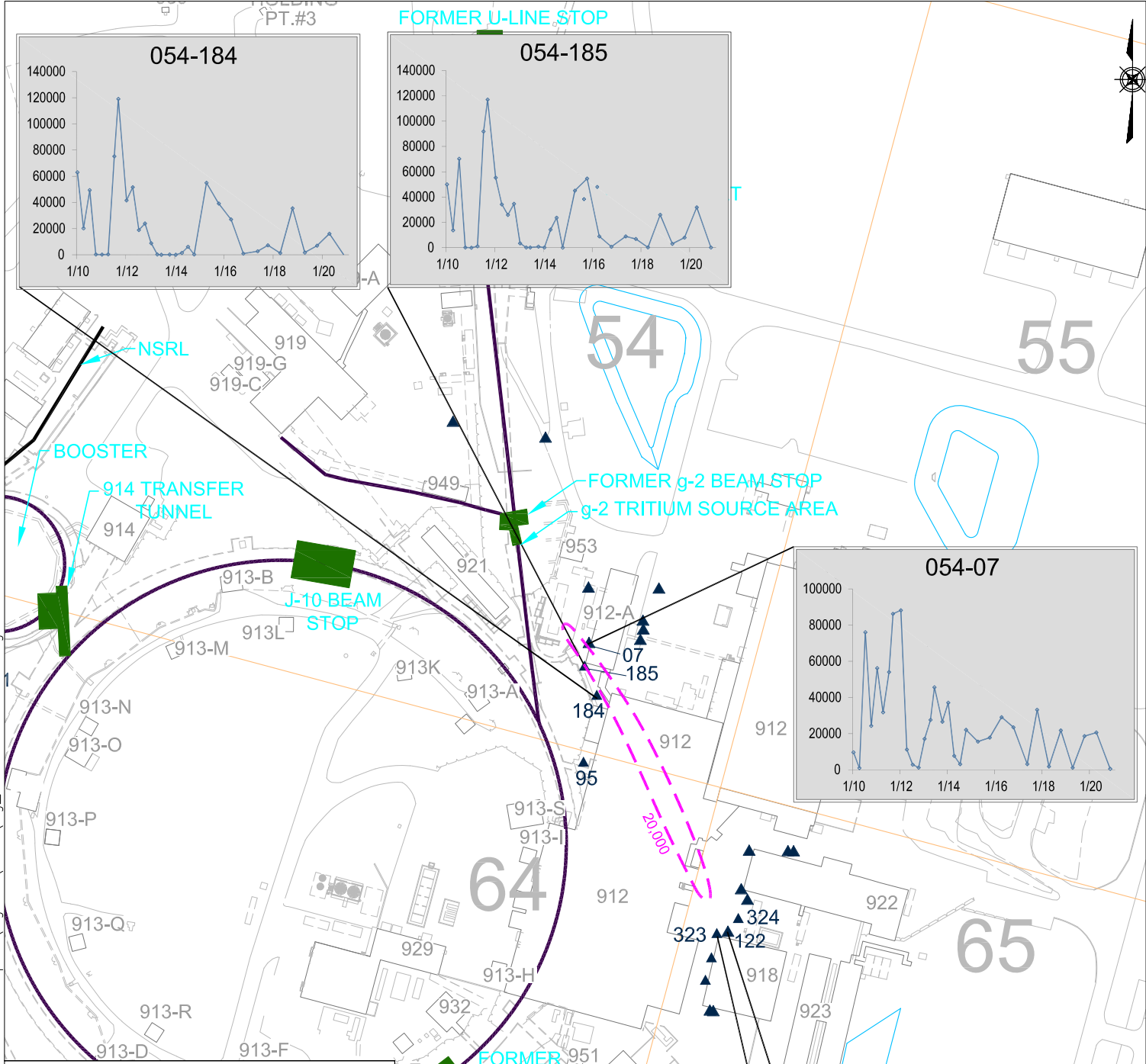
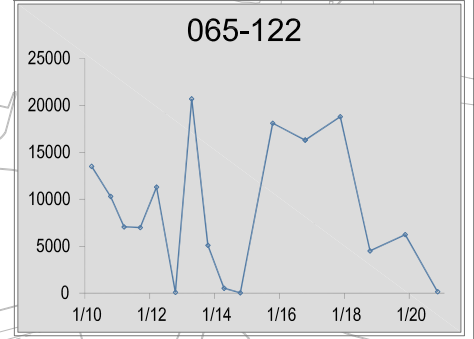
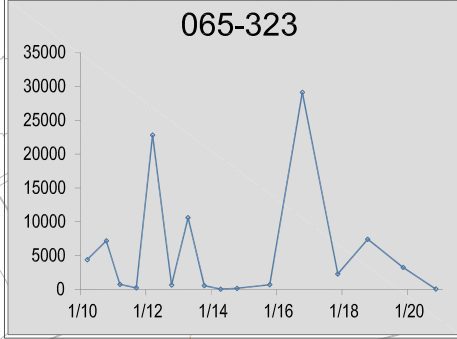
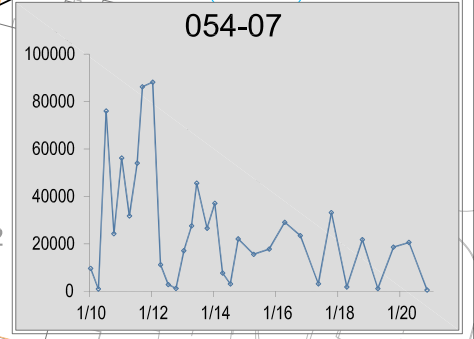
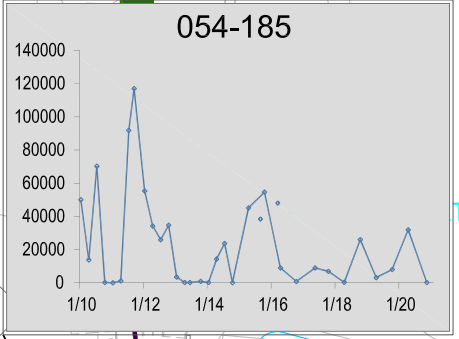
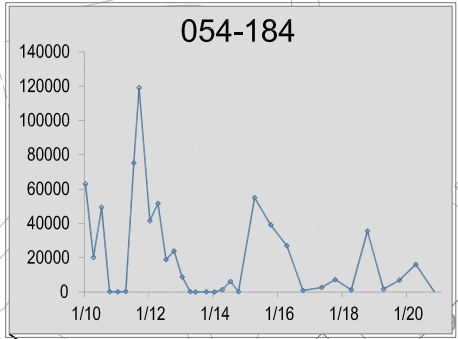


C:\2020\BNLab\20-01 EPD\Task 08 2020 Annual GW Report\Figures\Cadd\Fig_3-08-02_061421.dwg



- LEGEND**
- 07▲ MONITORING WELL ID
 - 20,000 TRITIUM PLUME (pCi/L), CONTOUR INTERVAL AS INDICATED (DASHED WHERE INFERRED)
 - BEAM LINE
 - 55 BNL GRID NUMBER
 - 919 BNL BUILDING NUMBER

NOTES:
TRITIUM PLUME DISTRIBUTION BASED ON FOURTH QUARTER 2020 MONITORING WELLS.



TITLE:
**FACILITY MONITORING PROGRAM,
AOC 16T g-2
HISTORICAL TRITIUM TRENDS
2020 BNL GROUNDWATER STATUS REPORT**

DWN: AJZ	VT:HZ.: -	DATE: 04/08/21	PROJECT NO.: -
CHKD: WRD	APPD: DEP	REV.: 06/14/21	NOTES: -
FIGURE NO.:		3.8-2	