






Common Phone Tasks

| | |
|--|--|
| View online help on phone | Press  . |
| Place a call | Go off-hook before or after dialing a number. |
| Redial a number | Press Redial . |
| Switch to handset during a call | Pick up the handset. |
| Switch to speaker or headset during a call | Press  or  , then hang up the handset. |
| Mute your phone | Press  . |
| Use your call logs | Press  to choose a call log. To dial, highlight a listing and go off-hook. |
| Edit a number | Press EditDial , << or >>. |
| Hold/resume a call | Press Hold or Resume . |
| Transfer call to new number | Press Transfer , enter the number, then press Transfer again. |
| Place an intercom call | Press intercom button , enter a number if necessary, and speak after you hear the tone. |
| Start a standard (ad hoc) conference call | Press more > Confrn , dial the participant, then press Confrn again. |



Cisco, Cisco Systems, the Cisco logo, and the Cisco Systems logo are registered trademarks or trademarks of Cisco Systems, Inc. and/or its affiliates in the United States and certain other countries. All other trademarks mentioned in this document or Website are the property of their respective owners. The use of the word partner does not imply a partnership relationship between Cisco and any other company. (0705R)

© 2008 Cisco Systems, Inc. All rights reserved.

OL-15896-01



QUICK REFERENCE



Cisco Unified IP Phone 7965G and 7945G for Cisco Unified Communications Manager 7.0 (SCCP and SIP)





















Softkey Definitions
Phone Screen Icons
Button Icons
Common Phone Tasks











Softkey Definitions

| | |
|----------------------------|---|
| AbbrDial | Dial using a speed dial index number |
| Answer | Answer a call |
| Back | Return to the previous Help topic |
| Barge | Add yourself to a call on a shared line |
| CallBack | Receive notification when a busy extension becomes available |
| Cancel | Cancel an action or exit a screen without applying changes |
| cBarge | Add yourself to a call on a shared line and establish a conference |
| CFwdALL | Setup/cancel call forwarding |
| Clear | Delete records or settings |
| Close | Close the current window |
| ConfList | View conference participants |
| Confrn | Create a conference call |
| Delete | Remove characters to the right of the cursor when using EditDial |
| Details (SCCP only) | Open the Details record for a multiparty call in the Missed Calls and Received Calls logs |
| Dial | Dial a phone number |
| DirTrfr (SCCP only) | Transfer two calls to each other |
| DND | Turn on/off Do Not Disturb (DND) |
| EditDial | Edit a number in a call log |
| EndCall | Disconnect the current call or the current intercom call |
| Erase | Reset settings to their defaults |
| Exit | Return to the previous screen |










| | |
|----------------------------|---|
| GPickUp | Answer a call that is ringing in another group or on another line |
| iDivert | Divert or redirect a call to a voice message system |
| Join | Join together existing calls to create a conference |
| Links | View related Help topics |
| Main | Display the Help main menu |
| MeetMe | Host a Meet-Me conference call |
| more | Display additional softkeys |
| New Call | Make a new call |
| OPickUp | Answer a call that is ringing in an associated group |
| Park | Store a call using Call Park |
| PickUp | Answer a call that is ringing on another phone in your group |
| QRT | Submit call problems to the system administrator |
| Redial | Redial the most recently dialed number |
| Remove | Remove a conference participant |
| Resume | Resume a call on hold |
| RmLstC | Drop the last party added to a conference call |
| Save | Save the chosen settings |
| Search | Search for a directory listing |
| Select | Select a menu item or call |
| Transfer | Transfer a call |
| Update | Refresh content |
| VidMode (SCCP only) | Choose a video display mode |
| << | Delete entered characters |
| >> | Move through entered characters |

Phone Screen Icons

| | |
|---|--|
|  | Call Forwarding enabled |
|  | Call on hold |
|  | Connected call |
|  | Incoming call |
|  | Off-hook |
|  | On-hook |
|  | Shared line in use |
|  | Message waiting |
|  | Authenticated call |
|  | Encrypted call |
|  | BLF- monitored line is in-use |
|  | BLF-monitored line is idle |
|  | BLF-monitored line is ringing (BLF Pickup) |
|  | Speed-dial, call log, or directory listing (line status unknown) |
|  | Line in Do Not Disturb (BLF feature) |
|  | Intercom line in idle state |
|  | Intercom line in one-way audio |
|  | Intercom line in two-way audio |
|  | Handset in use |
|  | Headset in use |
| | Speakerphone in use |

| | |
|---|---------------------------------------|
|  | Video enabled (SCCP only) |
|  | Feature assigned to button |
|  | Mobility assigned to button |
|  | Hold assigned to button |
|  | Conference assigned to button |
|  | Transfer assigned to button |
|  | Phone service URL assigned to button |
|  | URL entry is ready to edit (SIP only) |
|  | Option selected |
|  | Feature enabled |

Button Icons

| | |
|---|-------------|
|  | Messages |
|  | Services |
|  | Help |
|  | Directories |
|  | Settings |
|  | Volume |
|  | Speaker |
|  | Mute |
|  | Headset |