





EXAFS		Resources Available - BE			
		Current	Mid 2014	Mid 2016	Mid 2017
Beamline	X-ray Source	Total	Total	Total	Total
NSLS		7	7	0	0
X3A	Bend	0.25	0.25	0	0
X3B	Bend	1	1	0	0
X10C	Bend	1	1	0	0
X11A	Bend	1	1	0	0
X11B	Bend	0.5	0.5	0	0
X18A	Bend	0.5	0.5	0	0
X18B	Bend	1	1	0	0
X19A	Bend	0.5	0.5	0	0
X23A2	Bend	1	1	0	0
X24A	Bend	0.25	0.25	0	0
APS		4.45	4.95	4.95	4.95
5-BM-D	Bend	0.5	0.5	0.5	0.5
9-BM	Bend	1	1	1	1
10-BM	Bend	0.5	1	1	1
12-BM	Bend	0.5	0.5	0.5	0.5
13-BM-D	Bend	0.5	0.5	0.5	0.5
20-BM	Bend	1	1	1	1
7-ID	Undulator	0	0	0	0
10-ID	Undulator	0.2	0.2	0.2	0.2
11-ID-D	Undulator	0	0	0	0
20-ID	Undulator	0.25	0.25	0.25	0.25
ALS		1	1	1	1
10.3.2	Bend	1	1	1	1
SSRL		6	6	6	6
4-1	Wiggler	1	1	1	1
4-3	Wiggler	1	1	1	1
7-3	Wiggler	1	1	1	1
9-3	Wiggler	1	1	1	1
10-2	Wiggler	1	1	1	1
11-2	Wiggler	1	1	1	1
NSLS-II		0	0	1	3
ISS	Wiggler	0	0	0	1
BMM (T2)	3PW	0	0	0	1
QAS	3PW	0	0	1	1
Totals		18.45	18.95	12.95	14.95

-  XAS only
-  XAS and XRD
-  XAS and XPS
-  XAS and microprobe

BE - Beamline equivalent - 1 BE is a station running the full operating schedule of the facility. Typically 5000 hours/year.

Boldface = oversubscribed